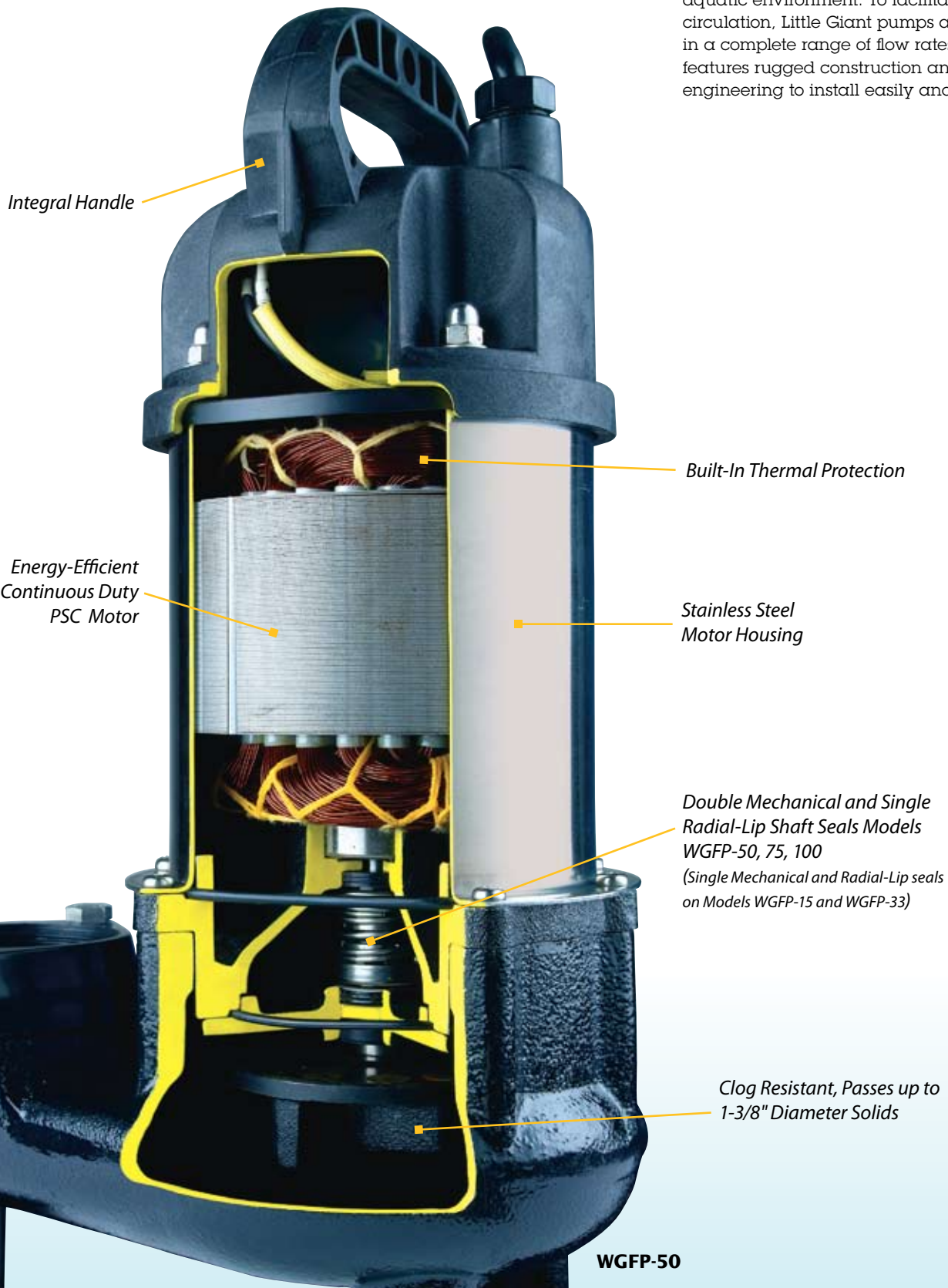


# Pumps

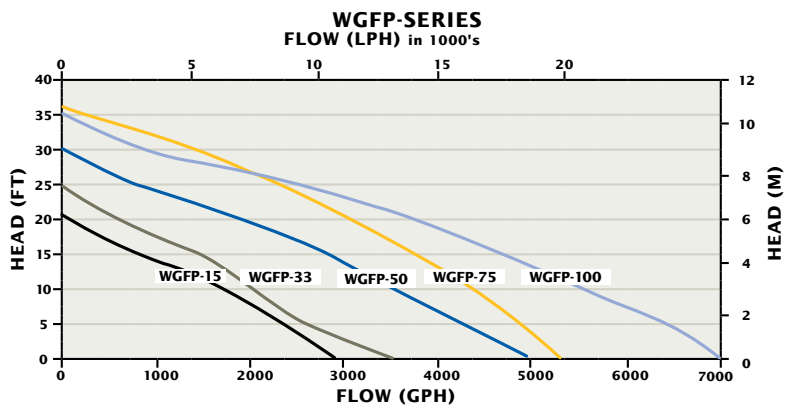
Franklin Electric has developed the broadest and most reliable line of Little Giant pumps on the market.

Pumps are the heart of any water feature, because circulation is the key to a healthy aquatic environment. To facilitate that circulation, Little Giant pumps are available in a complete range of flow rates. Each features rugged construction and exceptional engineering to install easily and last for years.



# NEW Submersible Water Feature Pumps

Constructed with stainless steel, cast iron and durable thermoplastic, the new solids-handling submersible Little Giant water feature pumps meet the rigorous demands of the most impressive water features and come with a two-year limited warranty. Pumps are all cCSAus certified, 115 volt operation and have a 19' power cord



**2300 GPH @ 5',  
1/5 HP Solids-Handling**  
ITEM 566066 MODEL WGFP-15

- 21' Maximum Pumping Height
- 3/8" Solids-Handling Ability
- 1-1/4" NPT Vertical Discharge
- 355 Watts
- Single Mechanical and Single Radial-Lip Shaft Seals

**2500 GPH @ 5',  
1/3 HP Solids-Handling**  
ITEM 566067 MODEL WGFP-33

- 25' Maximum Pumping Height
- 1" Solids-Handling Ability
- 1-1/2" NPT Vertical Discharge
- 455 Watts
- Single Mechanical and Single Radial-Lip Shaft Seals

**4280 GPH @ 5',  
1/2 HP Solids-Handling**  
ITEM 566068 MODEL WGFP-50

- 30' Maximum Pumping Height
- 1-3/16" Solids-Handling Ability
- 2" NPT Vertical Discharge
- 590 Watts
- Double Mechanical and Single Radial-Lip Shaft Seals

**4900 GPH @ 5',  
3/4 HP Solids-Handling**  
ITEM 566069 MODEL WGFP-75

- 36' Maximum Pumping Height
- 1-3/8" Solids-Handling Ability
- 2" NPT Vertical Discharge
- 847 Watts
- Double Mechanical and Single Radial-Lip Shaft Seals

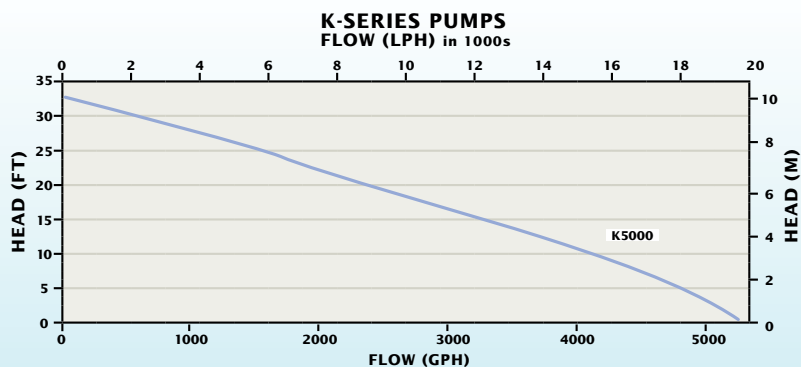
**6400 GPH @ 5',  
1 HP Solids-Handling**  
ITEM 566070 MODEL WGFP-100

- 35' Maximum Pumping Height
- 1-3/8" Solids-Handling Ability
- 2" NPT Vertical Discharge
- 1,210 Watts
- Double Mechanical and Single Radial-Lip Shaft Seals



## K-Series Solids-Handling Pumps

The Little Giant K-Series pump is built for professional installations. Engineered for non-potable submersible use, and designed to handle solids, this pump features an efficient oil-less motor protected by a stainless steel cylinder, 115 Volt operation and includes a 16' power cord.



**5250 GPH, 1 HP Solids-Handling**  
ITEM 14940127 MODEL K5000

- 32' Maximum Pumping Height
- 1-1/4" Solids-Handling Ability
- 1-1/2" FNPT Horizontal Discharge
- 1,000 Watts
- Includes: 1-1/2" FNPT x 1-1/2" MNPT Elbow

